



ELECTRIC VEHICLES



2014





# ELECTRIC PERFORMANCE THAT MOVES YOU.

Whether transporting passengers, moving cargo or performing essential tasks, Polaris® GEM® compact electric vehicles set the benchmark for the competition. Designed with meticulous attention to detail and engineered for high-performance reliability, these street-legal† transport and light utility vehicles are purpose-built to get the job done right — time and time again.

Featuring all-electric operation, our full lineup of vehicles offers a zero-emission solution to your fleet needs. And backed by 60 years of Polaris® performance and innovation, GEM® delivers an unmatched user experience that you can count on.



Vehicle shown with options and accessories that may not be part of stock packages.





#### HIGHLIGHTED FEATURES:

12" Street-Rated Tires

3-pt. Seat Belts

Tinted, Auto-Grade Glass

LCD Instrument Panel

Grab Handles

Advanced Suspension

Sunroof (e6®)

30–40 Mile Range on One Charge\*

\* Range on all Polaris® electric vehicles will vary depending on temperature, grade, payload and driving style.

# TRANSPORT



GEM®'s electric transport vehicles offer a premium ride for both you and your passengers. The spacious cab and comfortable, ergonomic seating in an e4 or e6® are perfect for taking groups on site tours, and the compact e2 makes a great commuter or runabout. GEM®'s ultimate ride and handling makes them all easy to drive and highly maneuverable.



## e2

Agile and compact, the GEM® e2 is perfect for neighborhood commutes or traversing across commercial properties. The e2's automotive-style driving height provides optimal road visibility, while its command-style cockpit provides user-friendly instrumentation for safety.

GEMcar.com



#### THE PERFECT VEHICLE FOR:

Student & Guest Transportation

Police & Security Control

Valet & Customer Service

Site & Campus Tours

Neighborhood & Family Commuting


## e4

The GEM® e4 combines agile maneuverability, comfort and style — with seating for four. Equipped with a spacious cab, ergonomic seating and independent suspension, the e4 keeps ride quality top of mind.



## e6®

The GEM® e6® is ideal for transporting up to five passengers across facilities, campuses, parks and other venues. Equipped with a spacious cab and a 7.0 horsepower motor, the e6® delivers the quintessential passenger experience — in style, comfort and ride.



GEMcar.com

Vehicles shown with options and accessories that may not be part of stock packages.





#### HIGHLIGHTED FEATURES:

70" x 48" Flatbed  
(eL & eL XD)

34" x 48"  
Flatbed (eS)

25 mph  
Top Speed

Welded Aluminum  
Frame

12-volt Accessory

Hazard Lights

## LIGHT UTILITY



GEM® light utility electric vehicles are built to tackle the gamut of tasks you throw at them. Thermoplastic body panels and diamond plate beds make them highly durable. GEM®'s payload capacity of up to 1,450 lbs (eL XD) is perfect for hauling cargo across your property or across the jobsite. Couple that with multiple bed and box configurations and our light utility vehicles get the job done.



## eS

The GEM® eS is compact and easy to maneuver in tight spaces. Perfect for a variety of uses, the two-seater eS comes equipped with a 34" x 48" flatbed with ample hauling capability. And with numerous accessory options, you can customize your eS to fit your unique needs — utility, parking enforcement, security and more.

GEMcar.com



#### THE PERFECT VEHICLE FOR:

Groundskeeping

Facility  
Maintenance

Indoor  
Warehouse

Housekeeping &  
Hospitality

Emergency  
Service

## eL

With 700 lbs of cargo capacity and a host of accessory options for your individual utility needs, the GEM® eL is built to handle any task at hand. Standard equipped with a 70" x 48" flatbed and 72-volt battery system with on-board charger, the eL is ready to get the job done.



## eL XD

With the most payload capacity of all GEM® light utility models, 1,450 lbs, the GEM® eL XD is a workhorse ready for the long haul. Equipped with nine 8-volt batteries, a reinforced bed liner and heavy-duty shocks/springs, the eL XD also bolsters a 70" x 48" flatbed that can haul up to 1,100 lbs.



GEMcar.com

Vehicles shown with options and accessories that may not be part of stock packages.



# PACKAGES AND OPTIONS

## PACKAGES

Designed to give you the most popular options at a reduced price compared to purchasing them individually.

### CLASSIC

Windshield Washer  
Mud Flaps  
Gel Batteries

### DELUXE

Classic Package PLUS  
Chrome Headlight Bezels  
Chrome Hood Decals  
Chrome License Plate Light  
Deluxe Steering Wheel

### LUXURY


Deluxe Package PLUS  
Embroidered Floor Mats  
Audio System

### RIGHT HAND DRIVE

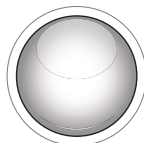
Right Hand Drive Steering Wheel  
Instrument Pod  
Pedals

See specifications spread for all 2014 standard features.

## COLOR OPTIONS



Red Rock Pearl



Crystal White



Ocean Sapphire  
Metallic

## OPTIONS

CARRIERS	e2	e4	e6®	eS	eL	eL XD
Short Bed		▪	▪	STD		
TrunkBack™	▪	▪	▪			
Clip-In StakeBack™	▪	▪	▪			
Enclosed Cargo Carrier		S**	S**	▪		
StakeBack™		S**	S**	▪	▪	▪
StakeBack™ – Fold Down					▪	▪
Ladder Rack					▪	▪
MAX BOX – Cargo Door					▪	▪
Dual Tool Chest – Long Bed					▪	▪
DOORS AND GRAPHICS	e2	e4	e6®	eS	eL	eL XD
GEM® Hard Doors	▪	▪		▪	▪	▪
Framed Canvas Door	▪	▪	▪	▪	▪	▪
WHEELS	e2	e4	e6®	eS	eL	eL XD
14" Machined Aluminum	▪	▪	▪	▪	▪	▪
INTERIOR	e2	e4	e6®	eS	eL	eL XD
Heater/Defogger	▪	▪	▪	▪	▪	▪
Steering Wheel Lock	▪	▪	▪	▪	▪	▪
Tilt Steering Wheel	▪	▪	▪	▪	▪	▪
Rear Window Insert	▪	▪	▪	▪	▪	▪
EXTERIOR	e2	e4	e6®	eS	eL	eL XD
Beacon Light	▪	▪	▪	▪	▪	▪
Security Light Bar (Amber Color)	▪	▪	▪	▪	▪	▪
Front Chrome Bumper	▪	▪	▪	▪	▪	▪
Front Rugged Bumper	▪	▪	▪	▪	▪	▪
Rear Receiver Hitch					▪	▪
BATTERIES	e2	e4	e6®	eS	eL	eL XD
Six 12-Volt Gel Batteries	▪	▪		▪	▪	
Nine 8-Volt Gel Batteries			STD			STD
LSV-100 Fast Charger Receptacle*	▪	▪	▪	▪	▪	▪



MAX BOX — Cargo Door



Dual Tool Chest



14" Aluminum Wheels

\* Fast Charger Receptacle purchased alone will not provide a quick charge to your GEM® vehicle. LSV-100 Fast Charger or LSV 2472 Convenience Charger plus receptacle is required for a quick charge.

\*\* "S" available only on e4 or e6® with Short Bed Package

Build and customize your perfect GEM® vehicle at [GEMcar.com](http://GEMcar.com).



# TRANSPORT VEHICLE ACCESSORIES

## HARD DOORS



Lightweight yet tough, these durable, removable hard doors feature sliding windows and full-function door handles.

## FRAMED CANVAS DOORS



Fully removable aluminum-framed canvas doors provide versatile, worry-free protection from the elements.

## SOFT WEATHER ENCLOSURES



Made of Sunbrella® Canvas\*, enclosures zip open and roll back for quick, easy conversion from an enclosed cab to an open cab.

## REAR BUMPERS



Add protection and style to your Polaris® GEM® with a durable, sleek rear bumper. Available in chrome or rugged finish.

## TRUNKBACK™



Easily installed and removed, lockable trunkback clip-in trunks offer safe, secure and versatile transportation of small cargo.

## CLIP-IN STAKE-BACK™



A diamond-plate aluminum base and steel rails keep your cargo secure while a swing-down tailgate offers easy loading and unloading.

SEE YOUR DEALER OR VISIT  
[GEMCAR.COM](http://GEMCAR.COM) FOR MORE DETAILS.



Scan here to view all  
GEM® accessories.

\* Sunbrella® Canvas is a registered trademark of Ameritex Fabrics.



Vehicle shown with options and accessories that may not be part of stock packages.


Visit  
[GEMcar.com](http://GEMcar.com)  
to see more  
details.



DASH FAN



HEATER



LINKBACK™



WINDSHIELD  
WASHER KIT



STEREO SYSTEM



OVERHEAD STEREO  
CONSOLE




# LIGHT UTILITY VEHICLE ACCESSORIES

## FOLD-DOWN STAKE-BACK™



Sides and rear fold down independently without tools for quick loading and unloading, and a front rail provides protection for the cab.

## STAKE-BACK KIT™



For larger, bulkier loads, stake-back kits offer outstanding durability and support for maximum security and protection of your cargo.

## LADDER RACK



Ideal for transporting long items such as ladders, pipes, lumber or other supplies, the ladder rack is rated for up to 75 lbs of cargo.

## MAX BOX



This versatile attachment features a 44" high cab canopy box, lined double rear cargo doors, full-length side doors and a third brake light.

## FAST CHARGER



High-powered with a max output of 100 amps, this charger provides a quick charge of up to 80 percent within 30–60 minutes.

## LED LIGHT BAR



The ECCO LED light bar draws 50–75 percent less amps than a standard mechanical security light bar.

SEE YOUR DEALER OR VISIT  
[GEMCAR.COM](http://GEMCAR.COM) FOR MORE DETAILS.



Scan here to view all  
GEM® accessories.



Vehicle shown with options and accessories that may not be part of stock packages.

Visit  
[GEMcar.com](http://GEMcar.com)  
to see more  
details.



PA SYSTEM



SECURITY  
LIGHT BAR




PANORAMIC  
REARVIEW MIRROR



BEACON LIGHT



FAST CHARGER  
RECEPTACLE



SIDE MIRROR



# 2014 SPECIFICATIONS

GEMcar.com

e2



Standard Weight	1,145 lbs
GVW	1,850 lbs
Payload Capacity	705 lbs
Length	99"
Height	70"
Width	55"
Wheelbase	72"
Cubic Feet of Cab	47 ft <sup>3</sup>
Turning Radius	11.5 ft
Tires (Street-rated)	12"
Range	Up to 35 miles*
Top Speed	25 mph

## STANDARD FEATURES:

- Six 12-volt flooded electrolyte batteries
- 72-volt battery system with on-board charger
- Hazard lights
- 7.0 HP motor
- Scuff guards, grab handles, dome light and accessory outlet
- 2-year vehicle protection
- High/low beam headlights, day/night mirror

e4



Standard Weight	1,290 lbs
GVW	2,300 lbs
Payload Capacity	1,010 lbs
Length	128"
Height	70"
Width	55"
Wheelbase	102"
Cubic Feet of Cab	78 ft <sup>3</sup>
Turning Radius	15 ft
Tires (Street-rated)	12"
Range	Up to 30 miles*
Top Speed	25 mph

## STANDARD FEATURES:\*\*

- Six 12-volt flooded electrolyte batteries
- 72-volt battery system with on-board charger
- Hazard lights
- 7.0 HP motor
- Scuff guards, grab handles, dome light and accessory outlet
- 2-year vehicle protection
- High/low beam headlights, day/night mirror

e6®



Standard Weight	1,790 lbs
GVW	3,000 lbs
Payload Capacity	1,210 lbs
Length	162"
Height	70"
Width	55"
Wheelbase	133"
Cubic Feet of Cab	109 ft <sup>3</sup>
Turning Radius	19 ft
Tires (Street-rated)	12"
Range	Up to 30 miles*
Top Speed	25 mph

## STANDARD FEATURES:\*\*

- Nine 8-volt maintenance-free gel batteries
- 72-volt battery system with on-board charger
- Sunroof
- 7.0 HP motor
- Hazard lights
- Scuff guards, grab handles, dome light and accessory outlet
- 2-year vehicle protection
- High/low beam headlights, day/night mirror



eS

Standard Weight	1,180 lbs
GVW	1,850 lbs
Payload Capacity	670 lbs
Length	108"
Height	70"
Width	55"
Wheelbase	72"
Cubic Feet of Cab	47 ft <sup>3</sup>
Turning Radius	11.5 ft
Tires (Street-rated)	12"
Range	Up to 35 miles*
Top Speed	25 mph

## STANDARD FEATURES:

- Six 12-volt flooded electrolyte batteries
- 34" x 48" flatbed with 330 lbs cargo capacity
- Utility tie-downs
- 7.0 HP motor
- 72-volt battery system with on-board charger
- Hazard lights
- Scuff guards, grab handles, dome light and accessory outlet
- 2-year vehicle protection
- High/low beam headlights, day/night mirror



eL

Standard Weight	1,285 lbs
GVW	2,300 lbs
Payload Capacity	1,015 lbs
Length	144"
Height	70"
Width	55"
Wheelbase	114"
Cubic Feet of Cab	47 ft <sup>3</sup>
Turning Radius	17 ft
Tires (Street-rated)	12"
Range	Up to 30 miles*
Top Speed	25 mph

## STANDARD FEATURES:

- Six 12-volt flooded electrolyte batteries
- 70" x 48" flatbed with 700 lbs cargo capacity
- Utility tie-downs
- 7.0 HP motor
- 72-volt battery system with on-board charger
- Hazard lights
- Scuff guards, grab handles, dome light and accessory outlet
- 2-year vehicle protection
- High/low beam headlights, day/night mirror



eL XD

Standard Weight	1,550 lbs
GVW	3,000 lbs
Payload Capacity	1,450 lbs
Length	144"
Height	70"
Width	55"
Wheelbase	114"
Cubic Feet of Cab	47 ft <sup>3</sup>
Turning Radius	17 ft
Tires (Street-rated)	12"
Range	Up to 40 miles*
Top Speed	25 mph

## STANDARD FEATURES:

- Nine 8-volt maintenance-free gel batteries
- 70" x 48" flatbed with 1,100 lbs cargo capacity
- Utility tie-downs
- 7.0 HP motor
- 72-volt battery system with on-board charger
- Hazard lights
- Scuff guards, grab handles, dome light and accessory outlet
- 2-year vehicle protection
- High/low beam headlights, day/night mirror

\* Range on all Polaris® electric vehicles will vary depending on temperature, grade, payload and driving style.  
\*\* e4S and e6S come with standard features above plus short bed. These models will have slightly lower payloads.





## 2-YEAR VEHICLE PROTECTION PROGRAM

### WHAT'S INCLUDED

Twenty-four months of limited warranty protection, pro-rated battery coverage included, along with roadside assistance and no-charge transfer of warranty. For even more coverage, we have extended service contracts that are available for up to 60 months of total coverage.

Visit [GEMcar.com](http://GEMcar.com) for full pricing information and warranty terms and conditions.

## WARRANTY SERVICE

If your vehicle requires warranty service, you must take it to a GEM<sup>®</sup> Servicing Dealer. When requesting warranty service, you must present your copy of the Warranty Registration form to the dealer. GEM<sup>®</sup> suggests that you use your original selling dealer; however, you may use any GEM<sup>®</sup> Servicing Dealer to perform warranty service. Should your dealer require

any additional assistance, they will contact the appropriate person at GEM<sup>®</sup>. This warranty gives you specific legal rights, and you may also have other rights, which vary from state to state. If any of the above terms are void because of state or federal law, all other warranty terms will remain in effect.



**Contract Holder**  
Contract GS-30F-0017W

†Polaris<sup>®</sup> LSVs comply with the NHTSA Low Speed Vehicles rules and regulations and can be operated on many streets with posted speed limits of 35 mph or less. Check local laws regarding street use and vehicle equipment requirements. Drivers must be at least 16 years old with a valid driver's license. Driver and passengers should always wear seat belts. Range on all Polaris<sup>®</sup> electric vehicles will vary depending on temperature, grade, payload, and driving style. All pricing, specifications, claims, and information contained in this brochure are based on information available at the time of publication. Polaris<sup>®</sup> assumes no responsibility for any inaccuracies, opinions, or omissions in those publications. All pricing, specifications, and descriptions are subject to change without notice, and Polaris<sup>®</sup> assumes no responsibility for changes in pricing or specifications. Unless otherwise noted, all trademarks are the property of Polaris Industries, Inc.

© 2013 Polaris Industries Inc.

Part No. 9939797



[GEMcar.com](http://GEMcar.com) / 1-855-RIDE-GEM