

• 1999 BENNINGTON MARINE • 1999 BENNINGTON MARINE • 1999 BENNINGTON MARINE • 1999 BENNINGTON MARINE



BENNINGTON
MARINE

BENNINGTON LX • BENNINGTON LX • BENNINGTON LX • BENNINGTON LX • BENNINGTON LX • BENNINGTON LX



This classy, versatile 2575SF has over 200 square feet of roominess that will accommodate up to 17 of your family and friends. A few of the standard features that make this such a unique boat are 25 inch diameter pontoons, pop-up privacy enclosure, double wide helm seat, stern ladder, three corner lounges and two deluxe bow seats that will provide the ultimate cruising or fishing comfort.

MERCURY
OUTBOARDS

2575FS
Hunter Green w/Sand Carpet

BENNINGTON LX

Bennington LX models feature the ultimate in uncompromised *luxury, comfort, roominess* and *style*. The first thing you will notice is the luxurious upholstery that is the perfect combination of support and plush comfort. For ultimate comfort, every Bennington LX model features at least one or more of our innovative *corner lounges*. . . lie back, put your feet up and enjoy what pontoon boating is all about.

The Bennington's 22 and 25 foot LX models are a roomy 8-1/2 feet wide and feature full-length decks. The wider, longer decks combined with our "waste no space" philosophy result in increased seating and storage capacity. You can comfortably accommodate three generations of family on our spacious Bennington pontoons.

Additional Bennington LX features include a fiberglass console, tilt steering, docking lights, deluxe Diamond II carpet, Dura-Frame seats and built-in fuel tanks. Oversized 25 inch diameter pontoons are standard on all 25 foot models and optional on all 22 foot models.

Bennington LX models come in a variety of sizes, floor plans and colors. Search as you may, you will not find a more comfortable, roomy, better constructed boat than the Bennington.

2575LX

Hunter Green w/Hunter Carpet
Shown with optional ski tow bar
and convenience center.




Radius Corner Pockets
Provide an attractive and protective housing for docking and navigation lights. They are standard on both the 2575FS and 2275FS.



Deluxe Bow Seats
The two pivoting bow seats with movable arms and seat sliders are standard on the 2575FS and optional as a captain's seat on all other LX models. They provide ultimate cruising and fishing comfort and are conveniently close to the corner storage compartments with two cup holders and recessed fishing lure holder.



Fiberglass Console
The custom one-piece fiberglass console with quick-release plexiglass windscreen is standard on all LX models. The wood grain dash comes standard with tachometer, voltmeter, and fuel gauge. Other premium features include: 12 volt receptacle, AM/FM stereo cassette (four speakers), concealed amplified antenna, tilt steering, helm courtesy light, soft touch sport steering wheel, two cup holders and carry-on cooler.





MERCURY
OUTBOARDS

This model features the contemporary look of the radius bow rails and furniture. The deluxe flowing graphics complete the stylish appeal of this boat.

2575RL

Wineberry w/ Berry Carpet



Fiberglass Convenience Center
 Features a large sink with faucet, built-in cooler, cutting board, cup holder, door mounted trash receptacle and optional propane stove. The convenience center is available as an option on almost all 22 foot and 25 foot LX models.



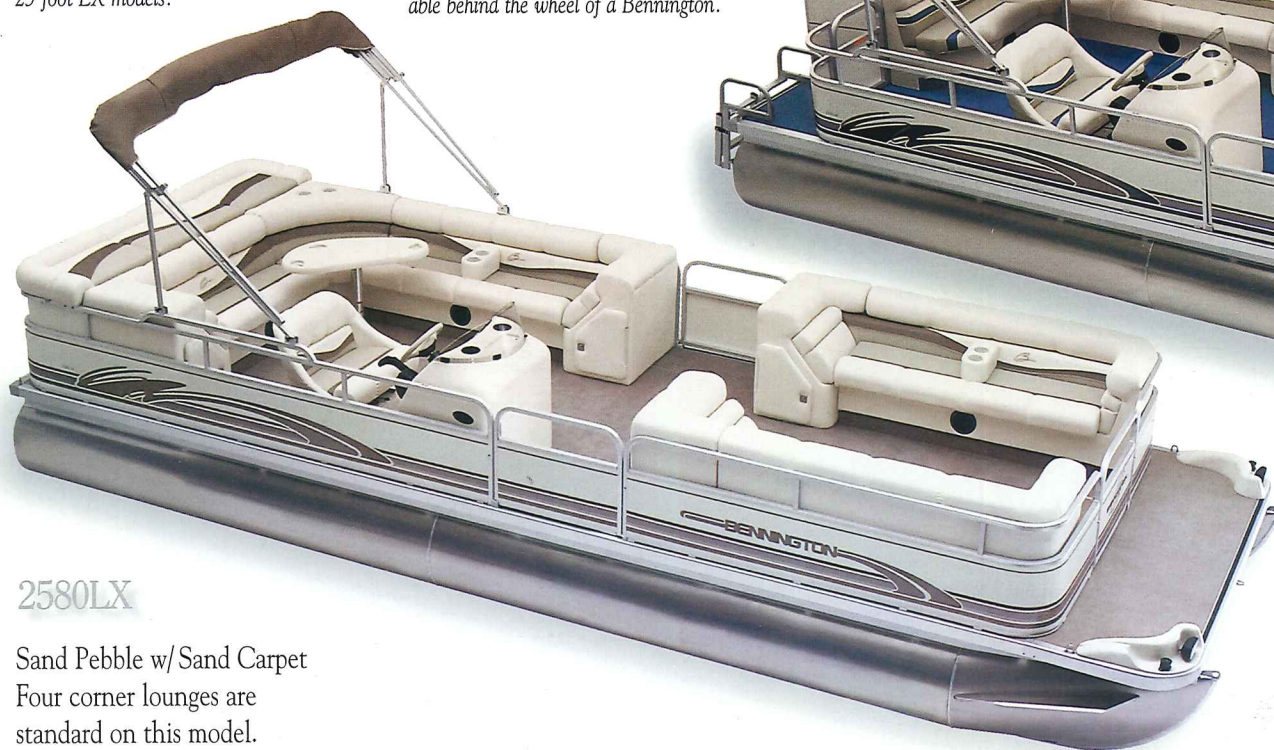
Tilt Steering
 Tilt steering and helm seat sliders are standard on all LX model boats. Whether you're over 6 feet or under 5 feet, you will be able to get comfortable behind the wheel of a Bennington.

Clarion® Sound Systems

A sure way to liven up any pontoon party is the Clarion digital AM/FM cassette or AM/FM CD player. Either is available as an exchange option on all Bennington LX models. Four high-output marine-grade Clarion speakers are standard with either the cassette or CD.




Radius Bow & Corner Lounge
 Ultimate style and boating comfort.



2580LX

Sand Pebble w/Sand Carpet
 Four corner lounges are standard on this model.



2550LX

Cobalt Blue w/Jasmine Carpet



Enjoy the versatility of our popular 2275FS. It's the perfect boat for a great weekend of cruising, tubing and fishing. The fisherman in your group will appreciate the lockable rod storage, a huge 22 gallon aerated livewell seat and three swivel fishing seats. The rest of the family will enjoy the comfort of plush upholstery and corner lounges, the convenience of the spacious pop-up privacy enclosure and the easy to use built-in stern ladder. It all adds up to hours of hassle-free family fun on the water.

MERCURY
OUTBOARDS

2275FS
Cobalt Blue w/Sand Carpet



Aerated Livewell

The huge 22 gallon aerated livewell features a splash guard and is located under a fully upholstered seat.



Rod Locker Storage

Keep your fishing equipment in good shape and out of the way in the lockable rod storage compartment. Cupholders are conveniently located at each end of the storage area.



Stern Entry

The heavy-duty built-in ladder provides easy access for swimmers and skiers.



Double Helm Seat

The double helm seat with slider is standard on the 2275FS and all 25 foot LX models. It is also available as an option on all other models.

Humminbird® Fish Graph
Fishing is made easier with the Humminbird in-dash fish graph. The graph is standard on the 2275FS.

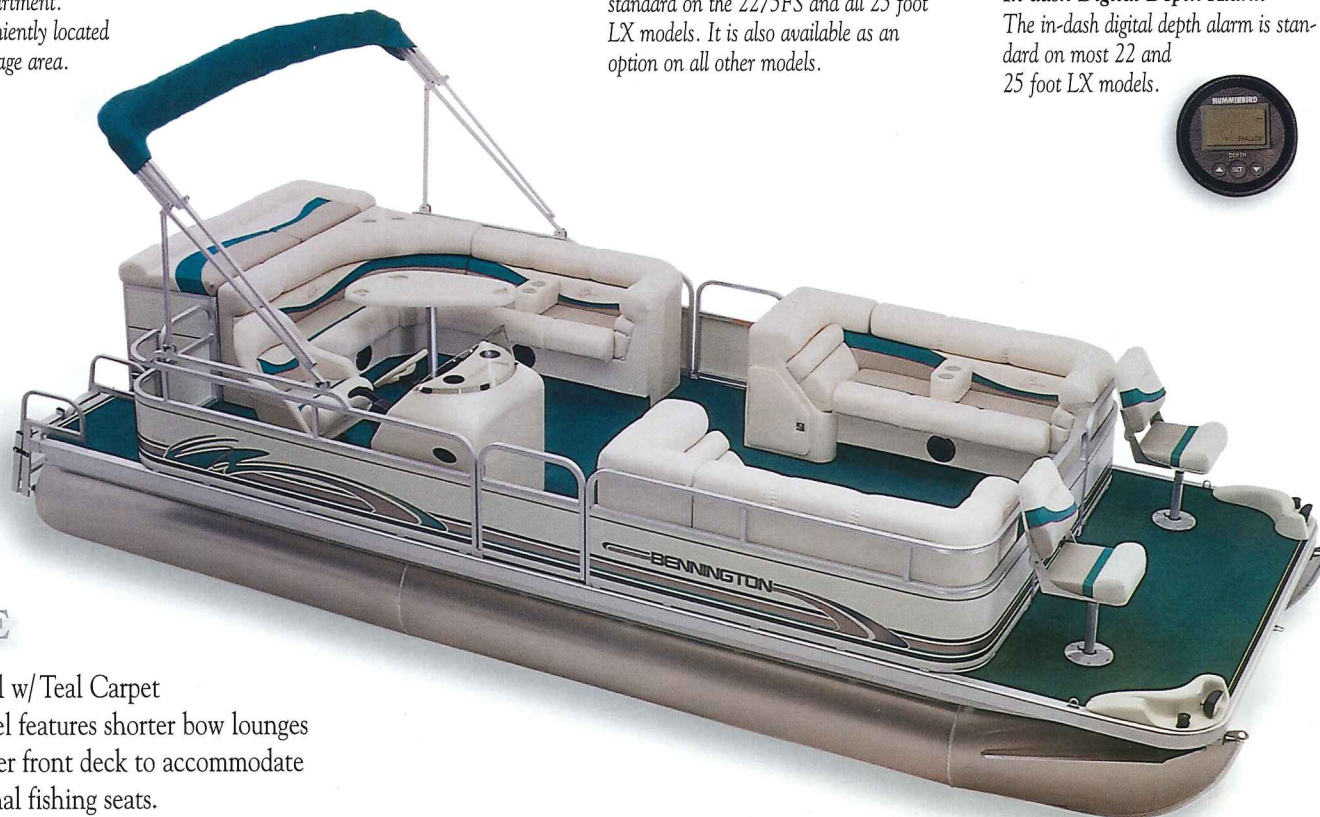


In-dash Digital Depth Alarm
The in-dash digital depth alarm is standard on most 22 and 25 foot LX models.



Pop-Up Changing Room

Our pop-up privacy enclosure is a very roomy, easy to use changing room with plenty of space for a portable potty or additional storage. When not in use, the padded sundeck serves as a comfortable sun bathing area.



2250LE

Jenna Teal w/ Teal Carpet

This model features shorter bow lounges and a larger front deck to accommodate the optional fishing seats.

Performance Plus Package

For optimal performance and smoother ride in rough water, you might consider the optional Performance Plus Package on all 22 and 25 foot LX models. The package includes a 25 inch diameter middle pontoon, under-deck wave shield and a high capacity 35 gallon fuel tank. Both the 22 and 25 foot models have a 150 HP rating.



**MERCURY
OUTBOARDS**

2280RL

Hunter Green w/Hunter Carpet
Shown with Performance Plus Package



Corner Lounge Storage
Abundant, clean, dry storage under all Dura-Frame seats and corner lounges.




Stern Sun Deck
The lazy days of summer get even better with our padded stern sundeck.


Portable Cup Holders
Two removable cup holders come standard with all 22 and 25 foot LX models (except 2275FS). They are optional on all other models.



Stainless Steel Ski Tow Bar



2250LX
Wineberry w/ Sand Carpet
Shown with optional double helm seat.



2275LX
Hunter Green w/ Hunter Carpet
Shown with optional ski tow bar.



2275RL
Wineberry w/ Sand Carpet
Shown with optional deluxe captain's seat with arms.



2050LX

Hunter Green w/ Sand Carpet

This model features a stern entry with built-in ladder and matches the seating capacity of most 24 foot boats.

Few, if any, pontoons can match the comfort, style, roominess and seating capacity of our 20 foot Bennington LX models. Offered in three versatile, functional floor plans, they boast almost all of the standard amenities of the larger 22 and 25 foot models.



Privacy Enclosure

Our pop-up privacy enclosure is a very roomy, easy to use changing room with plenty of space for a portable potty or additional storage. When not in use, the padded sundeck serves as a comfortable sun bathing area.



Table

Necessity being the mother of invention led to the development of Bennington's own unique pontoon tables. Designed and manufactured by Glaval's plastic division, the table is, without a doubt, the most attractive and durable in the industry.



**Radius Bow Corners/
Molded Housings**

Both enhance the smooth, clean, contemporary look of all Bennington LX and Bennington II models. The radius bow corner eliminates the need for old-fashioned corner castings which too often pit, corrode, discolor and snag. Docking lights are standard on all LX models and optional on all Bennington II models.



2075LX

Sand Pebble w/ Sand Carpet

The pop-up privacy enclosure and stern entry with built-in ladder are standard features on this model.



2080LX

Wineberry w/ Sand Carpet

This model features a full stern sundeck and stern lounge. An additional corner lounge behind the captain's seat adds a unique flavor to this floor plan.





This popular 18 foot family cruiser is very affordable and easy to trailer. It features a full stern sundeck, wrap-around stern seating with table, deluxe ABS console with windscreen and carry-on cooler, bucket style helm seat with slider and two bow lounges. Available Bennington II options are captain's helm package, Dura-Frame seats, built-in fuel tank, playpen cover and pontoon skirting.

MERCURY
OUTBOARDS

188L

Cobalt Blue w/ Sand Carpet

BENNINGTON II

Exceptional value is a key to the Bennington II series. In keeping with the Bennington philosophy of being a step above the competition, our Bennington II models will have many standard features that are options or not available on our competitor's boats. Standard Bennington II features include 23 inch diameter pontoons, anodized rails, radius bow corners, molded corner housings, deluxe Diamond II carpet, deluxe ABS console with quick-release windscreen, carry-on cooler, bucket style captain's seat with slider and attractive, comfortable upholstery.

Because we cut no corners on construction, all Bennington lifetime structure warranties apply to the Bennington II models. Five color and carpet choices and a list of options will allow you to "custom build" the boat of your dreams.



Stern Area

A spacious stern area is perfect for a relaxing day on the water. A full padded sundeck is surrounded by top quality seating with high-density foam and 30 oz. marine-grade expanded vinyl upholstery.



Deluxe ABS Console

The attractive, functional, ABS Bennington II console comes standard with two cup holders, quick release windscreen, carry-on cooler, 12 volt receptacle and rocker switch panel. The captain's helm package with AM/FM stereo cassette, concealed high reception antenna, tachometer and voltmeter is available as an option on all Bennington II consoles.



180E

Wineberry w/ Sand Carpet



180S

Jenna Teal w/ Teal Carpet



185S

Cobalt Blue w/ Jasmine Carpet



208L

Jenna Teal w/Teal Carpet

MERCURY
OUTBOARDS



Aft Sundeck

The sundeck is perfect for a relaxing day on the water. It features full padding and is covered with premium marine-grade vinyl upholstery.



Seat Storage

Abundant seat storage under all Bennington II seats.




All Bennington consoles feature a quick-release windscreen.




Deluxe Diamond II Carpet

The deluxe Diamond II carpet offers a unique style and look that greatly enhances the appearance of Bennington pontoons. The carpet comes in five vibrant color choices and is standard on all Bennington LX and Bennington II pontoons.



200S

Wineberry w/Sand Carpet



205L

Hunter Green w/Hunter Carpet

The fish don't have a chance with our 227FS which features four pedestal fishing seats and two aerated livewells. The pop-up privacy enclosure, wrap-around stern seating and deluxe ABS console combine to make this a truly versatile fun boat for the entire family.



MERCURY
OUTBOARDS

227FS

Hunter Green w/ Hunter Green Carpet



Stern Livewell
You'll find ample fishing space in the stern area complete with aerated livewell and two swivel fishing seats.



Entertainment Center
Entertaining a few or a group is easy with all the amenities of a Bennington pontoon. Covering the high-density foam of our seats is supple 30 oz. marine-grade expanded vinyl upholstery.




Pop-Up Privacy Enclosure



228L
Sand Pebble w/Sand Carpet



227L
Wineberry w/Sand Carpet



225L
Cobalt Blue w/Jasmine Carpet
Shown with optional folding fishing seats.



BENNINGTON LX SPECIFICATIONS

Model:	Pontoon Length	Deck Length	Deck Width	Pontoon Diameter	Pontoon Gauge	Max. HP Capacity	Max. Wt. Capacity	Approx. Hull Weight	Person Capacity
2050LX	20'	19' 10 1/2"	8'	23"	.080"	75 hp	2100 lbs.	1720 lbs.	10/1385 lbs.
2075LX	20'	19' 10 1/2"	8'	23"	.080"	75 hp	2100 lbs.	1720 lbs.	10/1390 lbs.
2080LX	20'	19' 10 1/2"	8'	23"	.080"	75 hp	2100 lbs.	1720 lbs.	10/1390 lbs.
2250LE	22'	21' 10 1/2"	8' 6"	23"	.080"	115 hp	2300 lbs.	1890 lbs.	11/1500 lbs.
				25"	.080"	120 hp	2800 lbs.	1960 lbs.	14/1890 lbs.
2250LX	22'	21' 10 1/2"	8' 6"	23"	.080"	115 hp	2300 lbs.	1890 lbs.	11/1500 lbs.
				25"	.080"	120 hp	2800 lbs.	1960 lbs.	14/1890 lbs.
2250RL	22'	21' 10 1/2"	8' 6"	23"	.080"	115 hp	2300 lbs.	1890 lbs.	11/1500 lbs.
				25"	.080"	120 hp	2800 lbs.	1960 lbs.	14/1890 lbs.
2275LX	22'	21' 10 1/2"	8' 6"	23"	.080"	115 hp	2300 lbs.	1890 lbs.	11/1500 lbs.
				25"	.080"	120 hp	2800 lbs.	1960 lbs.	14/1890 lbs.
2275RL	22'	21' 10 1/2"	8' 6"	23"	.080"	115 hp	2300 lbs.	1890 lbs.	11/1500 lbs.
				25"	.080"	120 hp	2800 lbs.	1960 lbs.	14/1890 lbs.
2275FS	22'	21' 10 1/2"	8' 6"	23"	.080"	115 hp	2300 lbs.	1890 lbs.	12/1630 lbs.
				25"	.080"	120 hp	2800 lbs.	1960 lbs.	14/1890 lbs.
2280LX	22'	21' 10 1/2"	8' 6"	23"	.080"	115 hp	2300 lbs.	1890 lbs.	11/1500 lbs.
				25"	.080"	120 hp	2800 lbs.	1960 lbs.	14/1890 lbs.
2280RL	22'	21' 10 1/2"	8' 6"	23"	.080"	115 hp	2300 lbs.	1890 lbs.	11/1500 lbs.
				25"	.080"	120 hp	2800 lbs.	1960 lbs.	14/1890 lbs.
2550LX	25'	24' 10 1/2"	8' 6"	25"	.090"	120 hp	3400 lbs.	2200 lbs.	17/2300 lbs.
				25"	.090"	120 hp	3400 lbs.	2200 lbs.	17/2300 lbs.
2550RL	25'	24' 10 1/2"	8' 6"	25"	.090"	120 hp	3400 lbs.	2200 lbs.	17/2300 lbs.
				25"	.090"	120 hp	3400 lbs.	2200 lbs.	17/2300 lbs.
2575LX	25'	24' 10 1/2"	8' 6"	25"	.090"	120 hp	3400 lbs.	2200 lbs.	17/2300 lbs.
				25"	.090"	120 hp	3400 lbs.	2200 lbs.	17/2300 lbs.
2575RL	25'	24' 10 1/2"	8' 6"	25"	.090"	120 hp	3400 lbs.	2200 lbs.	17/2300 lbs.
				25"	.090"	120 hp	3400 lbs.	2200 lbs.	17/2300 lbs.
2575FS	25'	24' 10 1/2"	8' 6"	25"	.090"	120 hp	3400 lbs.	2200 lbs.	17/2300 lbs.
				25"	.090"	120 hp	3400 lbs.	2200 lbs.	17/2300 lbs.
2580LX	25'	24' 10 1/2"	8' 6"	25"	.090"	120 hp	3400 lbs.	2200 lbs.	17/2300 lbs.
				25"	.090"	120 hp	3400 lbs.	2200 lbs.	17/2300 lbs.
2580RL	25'	24' 10 1/2"	8' 6"	25"	.090"	120 hp	3400 lbs.	2200 lbs.	17/2300 lbs.
				25"	.090"	120 hp	3400 lbs.	2200 lbs.	17/2300 lbs.

Larger HP (75 HP+) are recommended with 25" diameter pontoons.

Bennington LX Standards & Options	2050 LX	2075 LX	2080 LX	2250 LE	2250 LX	2250 RL	2275 LX	2275 RL	2275 FS	2280 LX	2280 RL	2550 LX	2550 RL	2575 LX	2575 RL	2575 FS	2580 LX	2580 RL
23" Diameter Pontoons	S	S	S	S	S	S	S	S	S	S	S	N/A	N/A	N/A	N/A	N/A	N/A	N/A
25" Diameter Pontoons	N/A	N/A	N/A	O	O	O	O	O	O	O	O	S	S	S	S	S	S	S
Deck Width	8'	8'	8'	8' 6"	8' 6"	8' 6"	8' 6"	8' 6"	8' 6"	8' 6"	8' 6"	8' 6"	8' 6"	8' 6"	8' 6"	8' 6"	8' 6"	8' 6"
Heavy Duty (.250") Channels Throughout	N/A	N/A	N/A	S	S	S	S	S	S	S	S	S	S	S	S	S	S	S
Anodized Raised Rails	S	S	S	S	S	S	S	S	S	S	S	S	S	S	S	S	S	S
Bimini Top w/Boot	8'	8'	8'	9'	9'	9'	9'	9'	9'	9'	9'	9'	9'	9'	9'	9'	9'	9'
Designer Upholstery	S	S	S	S	S	S	S	S	S	S	S	S	S	S	S	S	S	S
Dura-Frame Seats	S	S	S	S	S	S	S	S	S	S	S	S	S	S	S	S	S	S
Radius Bow Fencing/ Furniture	N/A	N/A	N/A	N/A	N/A	S	N/A	S	N/A	N/A	S	N/A	S	N/A	S	N/A	N/A	S
Stern Entry w/Ladder	S	S	N/A	S	S	S	S	S	S	N/A	N/A	S	S	S	S	S	N/A	N/A
Privacy Enclosure	N/A	S	N/A	N/A	N/A	N/A	S	S	S	N/A	N/A	N/A	N/A	S	S	S	N/A	N/A
Corner Lounges	2	1	2	2	2	2	2	2	1	3	3	3	3	3	3	3	4	4
Diamond II Carpet	S	S	S	S	S	S	S	S	S	S	S	S	S	S	S	S	S	S
Docking Lights	S	S	S	S	S	S	S	S	S	S	S	S	S	S	S	S	S	S
24 Gallon Fuel Tank	S	S	S	S	S	S	S	S	S	S	S	S	S	S	S	S	S	S
Two Cup Holders	O	O	O	S	S	S	S	S	O	S	S	S	S	S	S	S	S	S
Double Helm Seat w/Slider	O	O	O	O	O	O	O	O	S	O	O	S	S	S	S	S	S	S
Captain's Bucket Seat w/Slider	S	S	S	S	S	S	S	S	O	S	S	O	O	O	O	O	O	O
Quick Release Windshield	S	S	S	S	S	S	S	S	S	S	S	S	S	S	S	S	S	S
Fiberglass Console w/Cooler Storage	S	S	S	S	S	S	S	S	S	S	S	S	S	S	S	S	S	S
Tilt Steering	S	S	S	S	S	S	S	S	S	S	S	S	S	S	S	S	S	S
Instrumentation Tach/Volt/Fuel Gauge	S	S	S	S	S	S	S	S	S	S	S	S	S	S	S	S	S	S
12 Volt Recept.	S	S	S	S	S	S	S	S	S	S	S	S	S	S	S	S	S	S
AM/FM Cassette/4 Speakers	S	S	S	S	S	S	S	S	S	S	S	S	S	S	S	S	S	S
Switch Panel w/Rocker Switches	S	S	S	S	S	S	S	S	S	S	S	S	S	S	S	S	S	S
Helm Courtesy Light	S	S	S	S	S	S	S	S	S	S	S	S	S	S	S	S	S	S
Fire Extinguisher	S	S	S	S	S	S	S	S	S	S	S	S	S	S	S	S	S	S
In-dash Digital Alarm	O	O	O	S	S	S	S	S	N/A	S	S	S	S	S	S	S	S	S
In-dash Fish Graph	N/A	N/A	N/A	N/A	N/A	N/A	N/A	N/A	S	N/A	N/A	N/A	N/A	N/A	N/A	N/A	N/A	N/A
Carry-on Cooler	S	S	S	S	S	S	S	S	S	S	S	S	S	S	S	S	S	S
Pontoon Skirting	O	O	O	O	O	O	O	O	O	O	O	O	O	O	O	O	O	O
Convenience Center	N/A	N/A	N/A	O	O	O	O	O	N/A	O	O	O	O	O	O	O	O	O
Deluxe Helm Seat w/Arms	O	O	O	O	O	O	O	O	O	O	O	O	O	O	O	O	O	O
Performance Plus Package*	N/A	N/A	N/A	O	O	O	O	O	O	O	O	O	O	O	O	O	O	O

*Performance Plus Pkg. - 25" Diameter Middle Pontoon, Underdeck Wave Shield And High Capacity 35 Gallon Fuel Tank.
 S=Standard Feature O=Optional Feature N/A=Not Available

BENNINGTON CONSTRUCTION

Take the time to look under and around any Bennington boat... you will find that Bennington designs and builds the very best constructed pontoon boat available. The quality and attention to detail is unsurpassed. We use only proven construction techniques and the highest quality materials. Because we take no construction short-cuts, Bennington pontoons will be the most solid, quiet riding boats on the water, and they are backed by the best warranty in the industry. If you take the time to compare... your choice will be Bennington.

Round Shape Pontoons

Bennington uses round shape pontoons because they are **stronger**, **lighter**, and provide more **buoyancy** than U-shaped pontoons.

Stronger

Formed-in strength – the forming of the pontoons into a cylindrical shape greatly increases the strength of the sides of the round pontoons. Unlike U-shaped pontoons, you will see no waviness in the sides of a round pontoon.

Interior Bulkheads – the fully welded interior bulkheads greatly increase the strength of a round pontoon (not available on most U-shaped pontoons).

Keels – located on the bottom of round pontoons, they add strength and protect the bottom of the pontoon from shallow water damage. Most U-shaped pontoons do not have keels.

Lighter

Because of the separate air-tight chambers in a round pontoon, there is no need to add extra weight by putting foam in them. Water saturated foam adds a great deal of weight to a U-shaped pontoon. Added weight means the boat will sit lower in the water and perform much less efficiently.

Buoyancy

The 23" and 25" diameter Bennington pontoons are consistently wider than the smaller diameter U-shaped pontoons. Larger diameter pontoons will sit higher in the water, perform more efficiently and have a higher people capacity rating than the U-shaped pontoon.



Chamber Weld

Every Bennington pontoon contains three separate airtight flotation chambers with fully welded bulkheads and top mounted air vents. Each individual chamber is pressure tested at the factory to assure water-tight integrity.

Dura-Frame Seats

Bennington's **one-piece** Roto-Cast molded seats are stronger and more durable than the two piece combination plastic/wood seats used by some of our competitors. The water tracking system and properly placed drain holes keep the under-seat storage areas dry and clean. Dura-Frame seats are standard on all Bennington LX models and optional on all Bennington II models.



Keel

Full length keels strengthen the bottom of the pontoons, improve tracking, and provide extra protection from shallow water damage when beaching or docking your boat.





“M” Deck Brackets
Our extruded (.125") deck support brackets are stronger than the flat aluminum sheet used by some of our competitors. They have **four** (not two) points of support across the top of the pontoons. This helps to evenly distribute the frame weight and stress over the top of the pontoons. The **continuous weld** (no spot welds) adds strength and contributes to the clean, finished look of the boat.




Bolted Deck
The **stainless steel bolts** we use to secure the deck to the cross channels are stronger and have more **holding power** than the self-tapping screws used by many of our competitors.

Pressure Treated Wood Deck
Our 7 ply, 3/4" pressure treated wood deck is **quieter, cooler and more rigid**, than noisy, hot, spongy aluminum decks. They are backed by a lifetime "peace-of-mind" warranty to the original retail purchaser.

Playpen Covers

Keep your boat clean and dry with Bennington's color-coordinated playpen covers. The cover protects the entire boat and features pole vents for improved air circulation.



Splash Guard
Vinyl splash guards are installed at all deck seams; they direct water away from floor seams, thus preventing water damage to deck and carpet.




Stainless Fasteners
To insure a long, trouble-free life, only stainless steel fasteners and hardware are used on Bennington pontoons.



Raised Rails
1-1/4" diameter anodized deck rails are raised above the deck to provide drainage and ventilation so the deck dries fast and clean.



Rattle-Free
A special sealing tape on the perimeter of all Bennington rail panels ensures a quiet, rattle-free ride. Bennington rails are 1 1/4" (not 1"), they are .090" thick (not .060") and are welded on four sides (not two). The rails are anchored to the frame of the boat (not wood deck) whenever possible. Our inside rail supports are solid (not hollow tubes) to ensure the sturdiest rails in the industry.



C-Channel
All Bennington 8-1/2' wide models feature heavy duty **1/4" (.250")** cross channels throughout the boat. This is the heaviest understructure in the industry and the main reason why our boats provide a very **solid, quiet ride**. Our 8' wide models feature four 1/4" (.250") cross channels, three in the stern and one in the bow. The interior cross channels are .170" and are heavier than the .125" cross channels used by most of our competitors. All bow channels include a **skid plate** which helps to prevent trailer towing damage.

BENNINGTON II SPECIFICATIONS

Model:	Pontoon Length	Deck Length	Deck Width	Pontoon Diameter	Pontoon Gauge	Max. HP Capacity	Max. Wt. Capacity	Approx. Hull Weight	Person Capacity
180S	18'	15' 10 1/2"	8'	23"	.080"	50 hp	2000 lbs.	1340 lbs.	9/1200 lbs.
180E	18'	15' 10 1/2"	8'	23"	.080"	50 hp	2000 lbs.	1340 lbs.	9/1200 lbs.
185S	18'	17' 10 1/2"	8'	23"	.080"	75 hp	2000 lbs.	1340 lbs.	9/1200 lbs.
188L	18'	17' 10 1/2"	8'	23"	.080"	75 hp	2000 lbs.	1340 lbs.	9/1200 lbs.
200S	20'	19' 10 1/2"	8'	23"	.080"	75 hp	2100 lbs.	1720 lbs.	10/1370 lbs.
205L	20'	19' 10 1/2"	8'	23"	.080"	75 hp	2100 lbs.	1720 lbs.	10/1370 lbs.
208L	20'	19' 10 1/2"	8'	23"	.080"	75 hp	2100 lbs.	1720 lbs.	10/1370 lbs.
225L	22'	21' 10 1/2"	8'	23"	.080"	115 hp	2300 lbs.	1890 lbs.	11/1500 lbs.
227L	22'	21' 10 1/2"	8'	23"	.080"	115 hp	2300 lbs.	1890 lbs.	11/1500 lbs.
227FS	22'	21' 10 1/2"	8'	23"	.080"	115 hp	2300 lbs.	1890 lbs.	12/1630 lbs.
228L	22'	21' 10 1/2"	8'	23"	.080"	115 hp	2300 lbs.	1890 lbs.	11/1500 lbs.

BENNINGTON MARINE PONTOON BOATS ARE BACKED BY THE BEST WARRANTY IN THE INDUSTRY

Lifetime Structural Warranty

Limited lifetime coverage against structural failure of all pontoons, gates, channels, motor mounts, and railings.

Lifetime Wooden Deck and Wood Component Warranty

Limited lifetime coverage to repair or replace any wood deck or wood component free of charge for materials and labor.

Three Year Carpet & Upholstery Vinyl Warranty

Carpet and upholstery vinyl warranted from failure due to fading or workmanship for three years.

Five Year Bimini Top Fabric Warranty

Bimini fabric warranted against excessive loss of color or strength for five years.

One Year Electronics, Components, and Other Items Warranty

One year coverage of gauges, electronics, and all other components not described above.

BENNINGTON II	180S	180E	185S	188L	200S	205L	208L	225L	227L	227FS	228L
23" Diameter Pontoons	S	S	S	S	S	S	S	S	S	S	S
Deck Width	8'	8'	8'	8'	8'	8'	8'	8'	8'	8'	8'
Anodized Raised Rails	S	S	S	S	S	S	S	S	S	S	S
Bimini Top w/Boot	8'	8'	8'	8'	8'	8'	8'	8'	8'	8'	8'
Pressure Treated Wood	S	S	S	S	S	S	S	S	S	S	S
Seats/Lifetime Warranty											
Dura-Frame Seats	O	O	O	O	O	O	O	O	O	O	O
Stern Entry w/Ladder	N/A	N/A	N/A	N/A	N/A	S	N/A	S	S	N/A	N/A
Privacy Enclosure	N/A	N/A	N/A	N/A	N/A	N/A	N/A	S	S	N/A	N/A
Diamond II Carpet	S	S	S	S	S	S	S	S	S	S	S
Docking Lights	O	O	O	O	O	O	O	O	O	O	O
Built-in Fuel Tank	N/A	N/A	O	O	O	O	O	O	O	O	O
Captain's Bucket Seat w/Slider	S	S	S	S	S	S	S	S	S	S	S
Quick Release Windshield	S	S	S	S	S	S	S	S	S	S	S
Deluxe ABS Console w/Cooler Storage	S	S	S	S	S	S	S	S	S	S	S
*Captain's Helm Pkg.	O	O	O	O	O	O	O	O	O	O	O
12 Volt Receptacle	S	S	S	S	S	S	S	S	S	S	S
Switch Panel w/Rocker Switches	S	S	S	S	S	S	S	S	S	S	S
Fire Extinguisher	S	S	S	S	S	S	S	S	S	S	S
Carry-on Cooler	S	S	S	S	S	S	S	S	S	S	S
Pontoon Skirting	O	O	O	O	O	O	O	O	O	O	O
Aerated Livewells	1	N/A	1	N/A	1	N/A	N/A	N/A	N/A	2	N/A
Trolling Motor Plug	O	N/A	O	N/A	O	N/A	N/A	N/A	N/A	O	N/A

*Captain's Helm Package - AM/FM Stereo Cassette w/Speakers, Tachometer and Voltmeter.
 S=Standard Feature O=Optional Feature N/A=Not Available

Ask your marine dealer for a complete copy of the Bennington limited product warranty. It is the only complete description of your rights and responsibilities under terms of the warranty. Restrictions and limitations apply.

Product specifications, features and options are subject to change without notice. Please contact your Bennington Marine dealer for the latest product information.

Bennington Marine . . . it's a new name in the boat business . . . but we are hardly beginners. Our core group of managers and production personnel are experienced professionals with over 200 years of pontoon building experience. As a new company, we guarantee a fresh, new approach to pontoon boat building . . . new floor plans, innovative features and an uncompromised commitment to building a superior product that has already set us apart.

It is also a comfort to know that Bennington Marine is backed by Glaval Corporation, one of the nation's leading producers of recreational products. Glaval operates 1,000,000 square feet of manufacturing space on 300 acres of land in and around Elkhart, Indiana. Glaval is the nation's premier builder of luxury passenger vans sold nationwide under the brand names Chevrolet Gladiator, Dodge Primetime, Ford Universal, and GMC Auto Form. Glaval is also the force behind Dynamax Corporation, builder of the unique ISATA Touring Sedan, a full function motor home conveniently sized between small van-based RVs and large-sized-bus-style vehicles.



52791 County Road 113 • Elkhart, Indiana 46514
1-888-906-2628 • 1-219-264-6336

Bennington Marine is an affiliate of Glaval Corporation



As a part of the Glaval family, Bennington Marine benefits from the strength, diversity and efficiency of a generation of industry leadership. With Glaval behind it, Bennington Marine is already on track to becoming a marine industry leader.

Most Bennington boats come with a Mercury® outboard motor with standard and optional horsepower matched to each boat for optimum performance and economy.

MERCURY
OUTBOARDS



Your Local Bennington Marine Dealer:

